



ROCHESTER



Regional Health Information Organization

2017 Community Health Indicators Preliminary Report



GREATER ROCHESTER
Chamber of Commerce

Commissioned by
Greater Rochester
Chamber of Commerce



ROCHESTER **RHIO**

Regional Health Information Organization

2017 Community Health Indicators: Blood Pressure

Introduction

The inaugural Community Health Indicators Report was commissioned by Greater Rochester Chamber of Commerce and compiled by Rochester RHIO, and provides a glimpse into residents' well-being across 13 counties: Allegany, Chemung, Genesee, Livingston, Monroe, Ontario, Orleans, Schuyler, Seneca, Steuben, Wayne, Wyoming and Yates.

This population health study is based on analysis of clinical data managed by Rochester RHIO, the region's trusted health information exchange. This report summary is available at rochesterrhio.org, with full report data planned to be made available this summer.

Four key health measures were assessed using full-year 2017 anonymized data, with a total sample in excess of 600,000 screenings:

- Body Mass Index (BMI): 181,310 patients screened
- Blood pressure: 147,116 patients screened
- Diabetes Risk (HbA1C): 236,751 patients tested
- Smoking Status: 72,484 patients screened

Blood Pressure Definitions (Global Blood Pressure) 1 of 4

HTN = Hypertension (Also known as having a high blood pressure diagnosis).

Most recent value is used for all measures

Blood Pressure Measures: Global Blood Pressure

Date Range: 1/1/2017 - 12/31/2017

Numerator: Not applicable

Denominator: Number of adults 18+ in the Rochester Region screened within the measurement year

Exclusions: None

Blood Pressure Measures With HTN Diagnosis: High Blood Pressure Control < 140 and < 90

Date Range: 1/1/2017 - 12/31/2017

Numerator: Number of adults 18+ whose most recent BP is adequately controlled during the measurement year. For a patient's BP to be controlled, both the systolic and diastolic BP must be <140/90 (adequate control)

Numerator Inclusion:

- Adults 18+ of age by the end of the measurement year who had at least one outpatient encounter with a diagnosis of hypertension (HTN) during the measurement year

Numerator Exclusion:

- Has diagnosis of End Stage Renal Disease within or prior to measurement year

Denominator: Adults 18+ of age by the end of the measurement year who had at least one outpatient encounter with a diagnosis of hypertension (HTN) during the measurement year

Denominator Exclusion:

- Has diagnosis of End Stage Renal Disease within or prior to measurement year

Blood Pressure Definitions (Global Blood Pressure) 2 of 4

Blood Pressure Measures Without & With HTN Diagnosis: ≥ 120 AND ≤ 139 OR ≥ 80 AND ≤ 89 (If either reading is greater than upper limit, will be counted at the higher risk level)	
Date Range:	1/1/2017 – 12/31/2017
Numerator:	Number of adults 18+ with a systolic blood pressure measured as (≥ 120 AND ≤ 139) OR with a diastolic blood pressure measured as (≥ 80 AND ≤ 89) within measurement year
Numerator Inclusion:	<ul style="list-style-type: none">• Adults 18+ of age by the end of the measurement year who had at least one outpatient encounter with a diagnosis of hypertension (HTN) during the measurement year• Adults 18+ without HTN diagnosis
Numerator Exclusion:	<ul style="list-style-type: none">• Has diagnosis of End Stage Renal Disease within or prior to measurement year
Denominator:	Number of adults 18+ in the Rochester Region screened within the measurement year
Blood Pressure Measures Without & With HTN Diagnosis: ≥ 140 AND ≤ 159 OR ≥ 90 and ≤ 99 (If either reading is greater than upper limit, will be counted at the higher risk level)	
Date Range:	1/1/2017 – 12/31/2017
Numerator:	Number of adults 18+ with a systolic blood pressure measured as (≥ 140 AND ≤ 159) OR with a diastolic blood pressure measured as (≥ 90 and ≤ 99) within measurement year
Numerator Inclusion:	<ul style="list-style-type: none">• Adults 18+ of age by the end of the measurement year who had at least one outpatient encounter with a diagnosis of hypertension (HTN) during the measurement year• Adults 18+ without HTN diagnosis
Numerator Exclusion:	<ul style="list-style-type: none">• Has diagnosis of End Stage Renal Disease within or prior to measurement year
Denominator:	Number of adults 18+ in the Rochester Region screened within the measurement year
Blood Pressure Measures Without and With HTN Diagnosis: ≥ 160 OR ≥ 100	
Date Range:	1/1/2017 – 12/31/2017
Numerator:	Number of adults 18+ with a systolic blood pressure measured as ≥ 160 OR with a diastolic blood pressure measured as ≥ 100
Numerator Inclusion:	<ul style="list-style-type: none">• Adults 18+ of age by the end of the measurement year who had at least one outpatient encounter with a diagnosis of hypertension (HTN) during the measurement year• Adults 18+ without HTN diagnosis
Numerator Exclusion:	<ul style="list-style-type: none">• Has diagnosis of End Stage Renal Disease within or prior to measurement year
Denominator:	Number of adults 18+ in the Rochester Region screened within the measurement year

Blood Pressure Definitions (Global Blood Pressure) 3 of 4

Blood Pressure Measures Without HTN Diagnosis: ≥ 120 AND ≤ 139 OR ≥ 80 AND ≤ 89

(If either reading is greater than upper limit, will be counted at the higher risk level)

Date Range: 1/1/2017 - 12/31/2017

Numerator: Number of adults 18+ with a systolic blood pressure measured as (≥ 120 AND ≤ 139) OR with a diastolic blood pressure measured as (≥ 80 AND ≤ 89) within measurement year

Numerator Exclusions:

- Adults 18+ of age by the end of the measurement year who had at least one outpatient encounter with a diagnosis of hypertension (HTN) during the measurement year

- Has diagnosis of End Stage Renal Disease within or prior to measurement year

Denominator: Number of adults 18+ in the Rochester Region screened within the measurement year

Blood Pressure Measures Without HTN Diagnosis: ≥ 140 AND ≤ 159 OR ≥ 90 and ≤ 99

(If either reading is greater than upper limit, will be counted at the higher risk level)

Date Range: 1/1/2017 - 12/31/2017

Numerator: Number of adults 18+ with a systolic blood pressure measured as (≥ 140 AND ≤ 159) OR with a diastolic blood pressure measured as (≥ 90 and ≤ 99) within measurement year

Numerator Exclusions:

- Adults 18+ of age by the end of the measurement year who had at least one outpatient encounter with a diagnosis of hypertension (HTN) during the measurement year

- Has diagnosis of End Stage Renal Disease within or prior to measurement year

Denominator: Number of adults 18+ in the Rochester Region screened within the measurement year

Blood Pressure Measures Without HTN Diagnosis: ≥ 160 OR ≥ 100

Date Range: 1/1/2017 - 12/31/2017

Numerator: Number of adults 18+ with a systolic blood pressure measured as ≥ 160 OR with a diastolic blood pressure measured as ≥ 100

Numerator Exclusions:

- Adults 18+ of age by the end of the measurement year who had at least one outpatient encounter with a diagnosis of hypertension (HTN) during the measurement year

- Has diagnosis of End Stage Renal Disease within or prior to measurement year

Denominator: Number of adults 18+ in the Rochester Region screened within the measurement year

Blood Pressure Definitions (Global Blood Pressure) 4 of 4

Blood Pressure Measures With HTN Diagnosis: ≥ 120 AND ≤ 139 OR ≥ 80 AND ≤ 89
(If either reading is greater than upper limit, will be counted at the higher risk level)
Date Range: 1/1/2017 - 12/31/2017

Numerator: Number of adults 18+ with a systolic blood pressure measured as (≥ 120 AND ≤ 139) OR with a diastolic blood pressure measured as (≥ 80 AND ≤ 89) within measurement year

Numerator Inclusion:

- Adults 18+ of age by the end of the measurement year who had at least one outpatient encounter with a diagnosis of hypertension (HTN) during the measurement year

Numerator Exclusion:

- Has diagnosis of End Stage Renal Disease within or prior to measurement year

Denominator: Number of adults 18+ in the Rochester Region screened within the measurement year

Blood Pressure Measures With HTN Diagnosis: ≥ 140 AND ≤ 159 OR ≥ 90 and ≤ 99
(If either reading is greater than upper limit, will be counted at the higher risk level)
Date Range: 1/1/2017 - 12/31/2017

Numerator: Number of adults 18+ with a systolic blood pressure measured as (≥ 140 AND ≤ 159) OR with a diastolic blood pressure measured as (≥ 90 and ≤ 99) within measurement year

Numerator Inclusion:

- Adults 18+ of age by the end of the measurement year who had at least one outpatient encounter with a diagnosis of hypertension (HTN) during the measurement year

Numerator Exclusion:

- Has diagnosis of End Stage Renal Disease within or prior to measurement year

Denominator: Number of adults 18+ in the Rochester Region screened within the measurement year

Blood Pressure Measures With HTN Diagnosis: ≥ 160 OR ≥ 100
Date Range: 1/1/2017 - 12/31/2017

Numerator: Number of adults 18+ with a systolic blood pressure measured as ≥ 160 OR with a diastolic blood pressure measured as ≥ 100

Numerator Inclusion:

- Adults 18+ of age by the end of the measurement year who had at least one outpatient encounter with a diagnosis of hypertension (HTN) during the measurement year

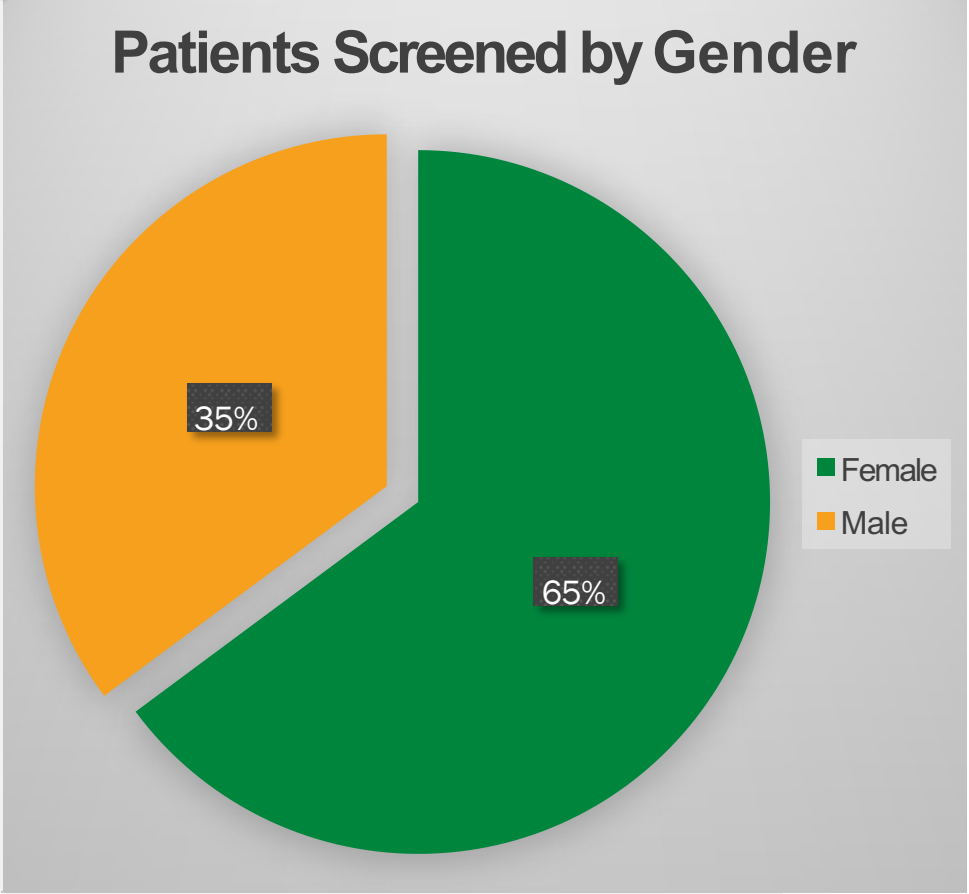
Numerator Exclusion:

- Has diagnosis of End Stage Renal Disease within or prior to measurement year

Denominator: Number of adults 18+ in the Rochester Region screened within the measurement year

Community Health Indicators Report: Blood Pressure 1 of 4

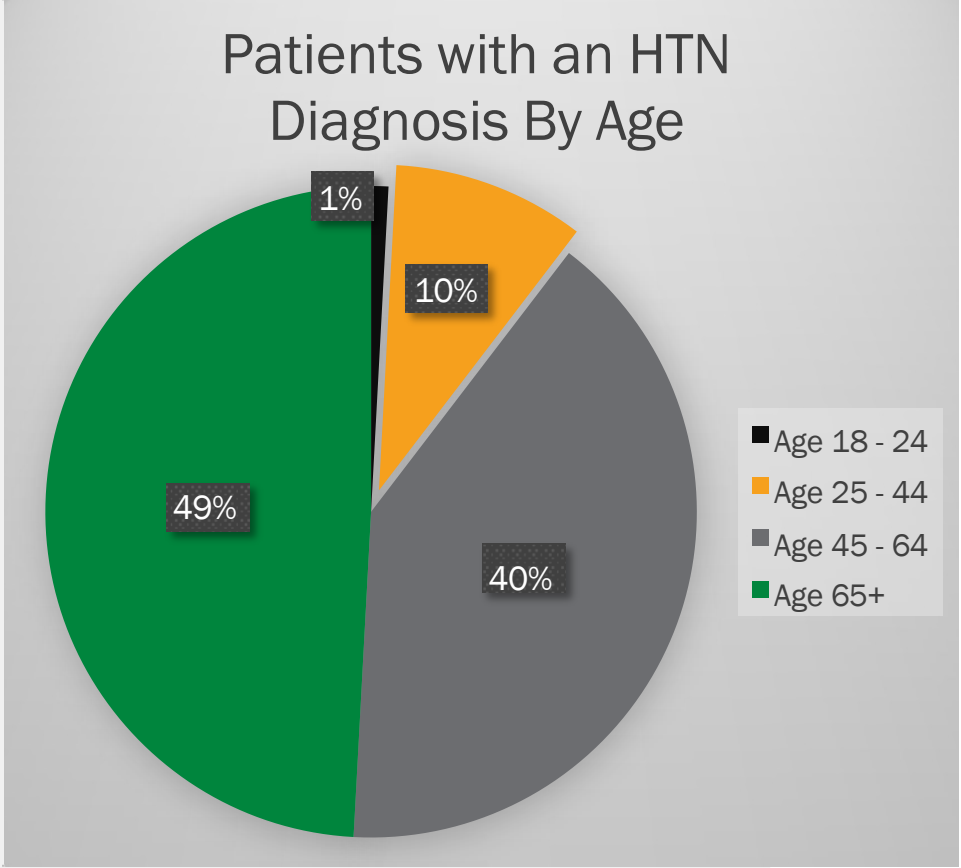
2017 Demographics	Number of Patients Screened for Blood Pressure
13 RHIO Counties	147,116
Female	95,386
Male	51,724
Unknown	6
By Age	
Age 18 - 24	14,396
Age 25 - 44	40,112
Age 45 - 64	53,705
Age 65+	38,903



Data Byte: Nearly two-thirds of the patients screened were female.

Community Health Indicators Report: Blood Pressure 2 of 4

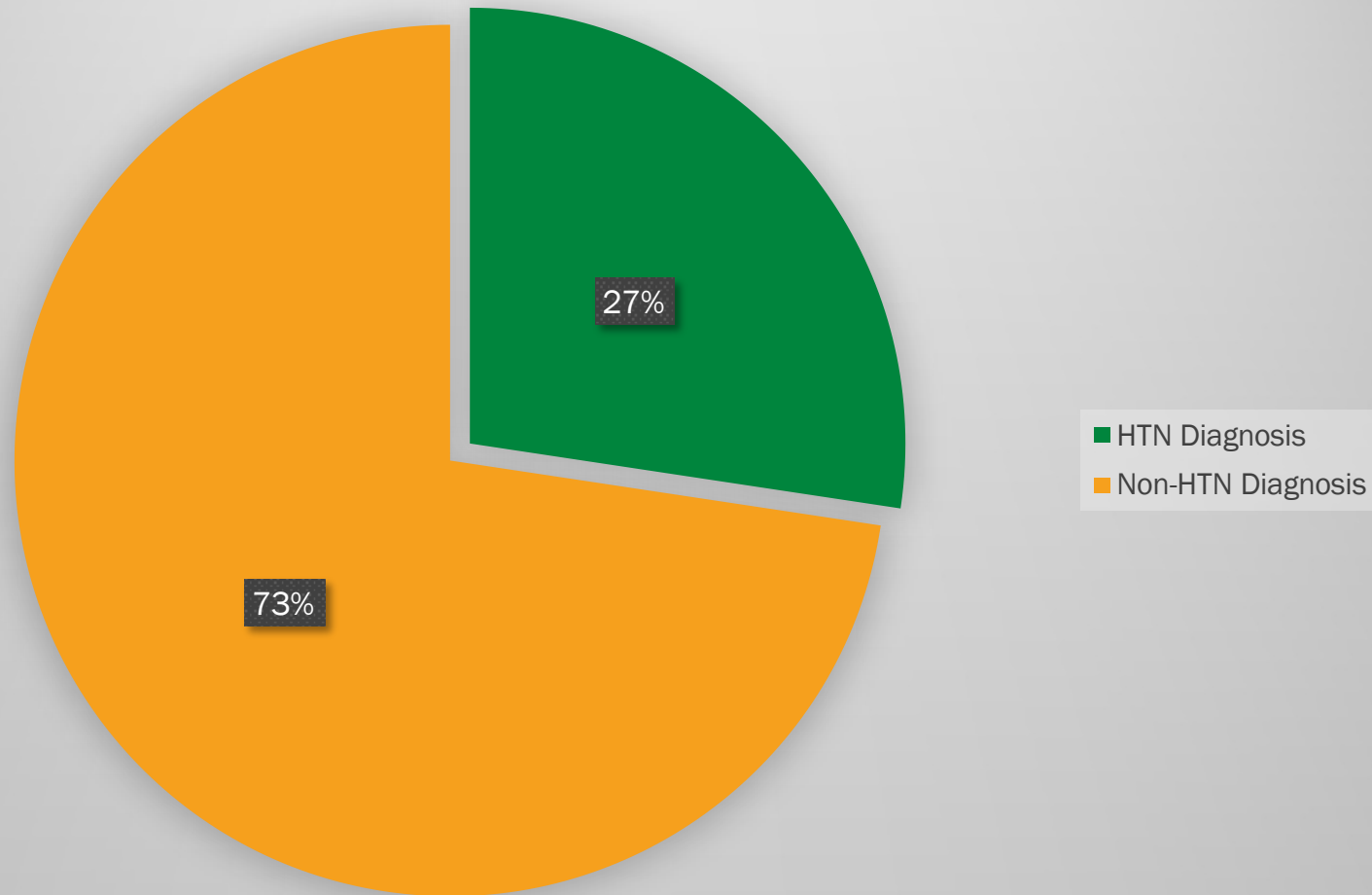
2017 Demographics	Number of Patients with a Hypertension (HTN) Diagnosis
13 RHIO Counties	40,283
Female	21,951
Male	18,332
By Age	
Age 18 - 24	344
Age 25 - 44	3,841
Age 45 - 64	16,302
Age 65+	19,796



Data Byte: 10% of patients who have a Hypertension diagnosis are between 25 and 44 years old.

Community Health Indicators Report: Blood Pressure 3 of 4

Total % Patients with Hypertension (HTN)

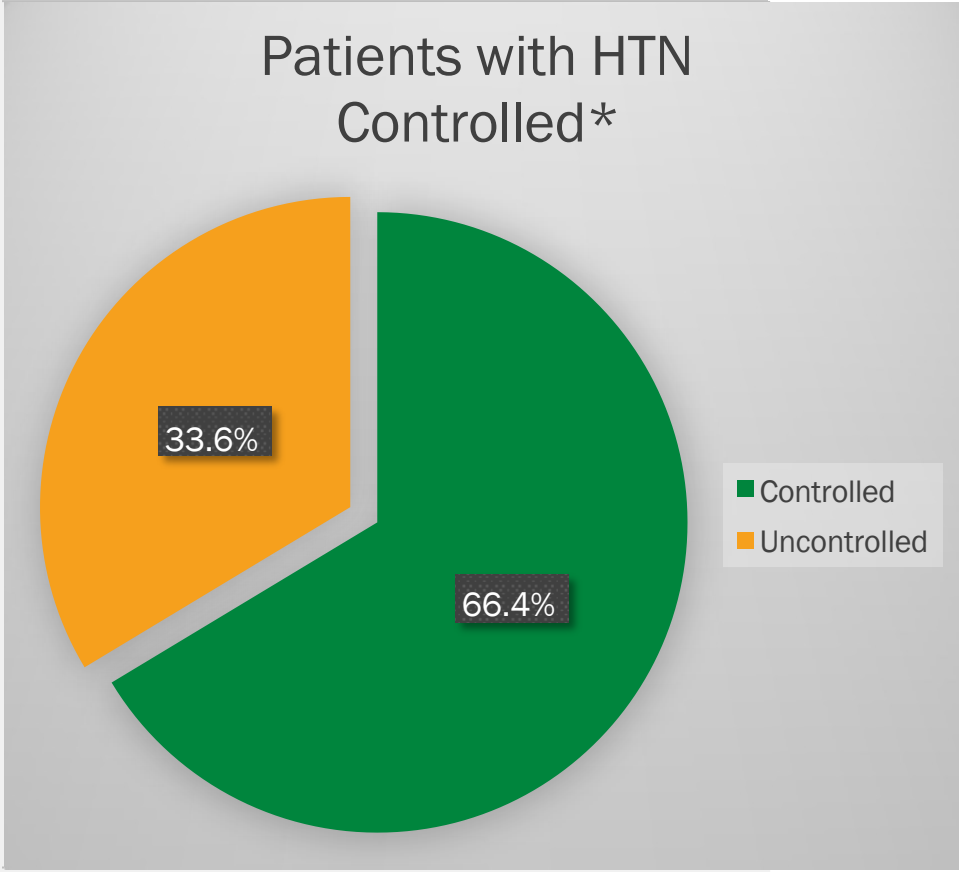


Data Byte: Approximately 27 percent of the total patients screened are already diagnosed with Hypertension (living with a High Blood Pressure diagnosis).

Community Health Indicators Report: Pressure Control 4 of 4

2017 Demographics	Number of Patients With Controlled Blood Pressure* (Living With Hypertension)
13 RHIO Counties	26,734
Female	14,667
Male	12,067
By Age	
Age 18 - 24	245
Age 25 - 44	2,449
Age 45 - 64	10,967
Age 65+	13,073

*Blood Pressure Control Measure
 Systolic BP < 140
 AND
 Diastolic BP < 90



Data Byte: Nearly two-thirds (66.4%) of Hypertension patients had controlled blood pressure readings.*

ROCHESTER

Regional Health Information Organization

2017 Community Health Indicators: BMI


GREATER ROCHESTER
Chamber of Commerce

Body Mass Index (BMI) Definitions

Most recent value is used for all measures

BMI Measures: Normal BMI (Body Mass Index)

Date Range: 1/1/2017 – 12/31/2017

Numerator: Number of adults 18+ with calculated BMI ≥ 18.5 and < 25 kg/m² within measurement year.

Denominator: Number of adults 18+ with calculated BMI within the measurement year.

Exclusions: None

BMI Measures: Underweight BMI (Body Mass Index)

Date Range: 1/1/2017 – 12/31/2017

Numerator: Number of adults 18+ with calculated BMI < 18.5 kg/m² within measurement year.

Denominator: Number of adults 18+ with calculated BMI within the measurement year.

Exclusions: None

BMI Measures: Overweight BMI (Body Mass Index)

Date Range: 1/1/2017 – 12/31/2017

Numerator: Number of adults 18+ with calculated BMI ≥ 25 and < 30 kg/m² within measurement year.

Denominator: Number of adults 18+ with calculated BMI within the measurement year.

Exclusions: None

BMI Measures: Obese BMI (Body Mass Index)

Date Range: 1/1/2017 – 12/31/2017

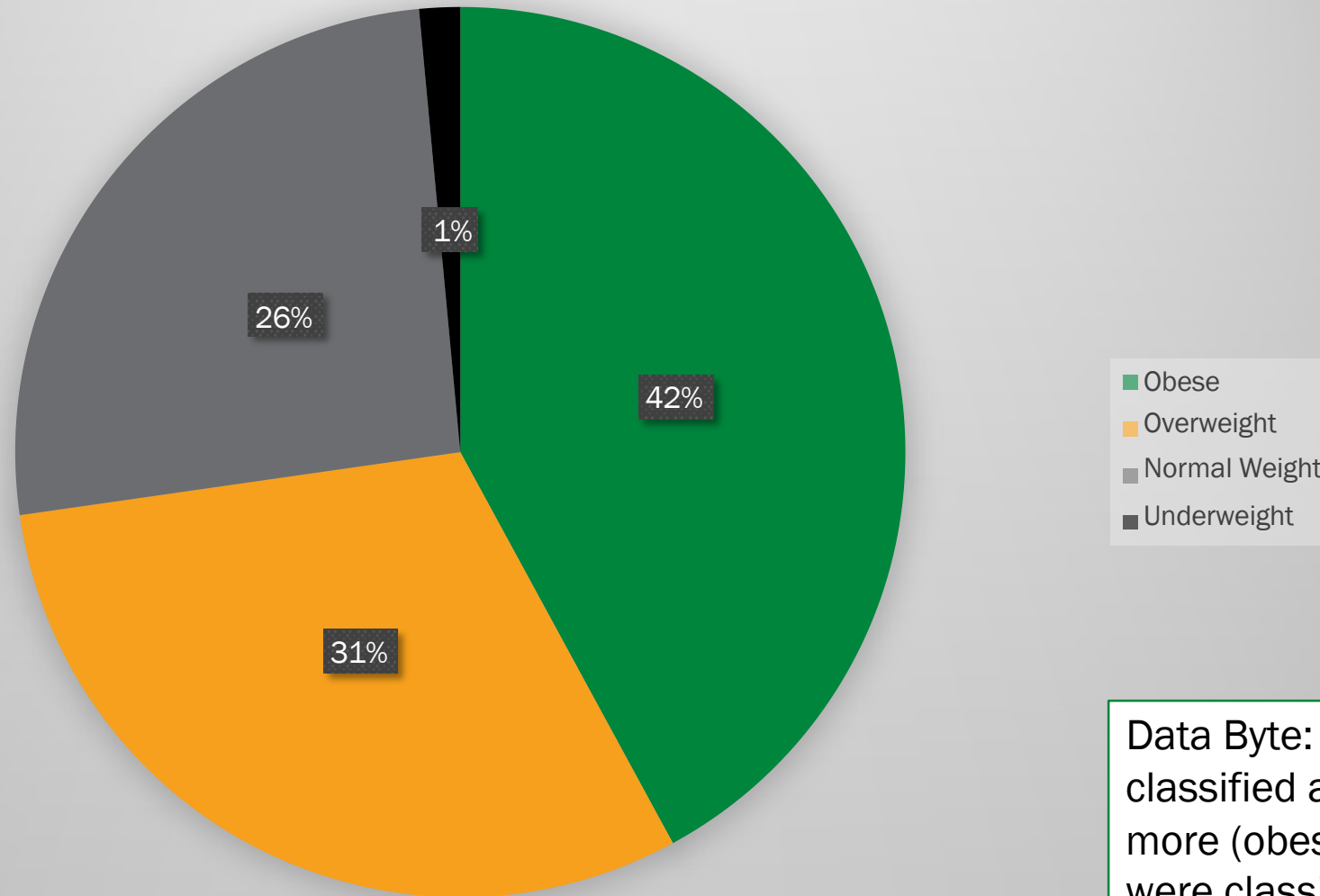
Numerator: Number of adults 18+ with calculated BMI ≥ 30 kg/m² within measurement year.

Denominator: Number of adults 18+ with calculated BMI within the measurement year.

Exclusions: None

Community Health Indicators Report: Body Mass Index (BMI)

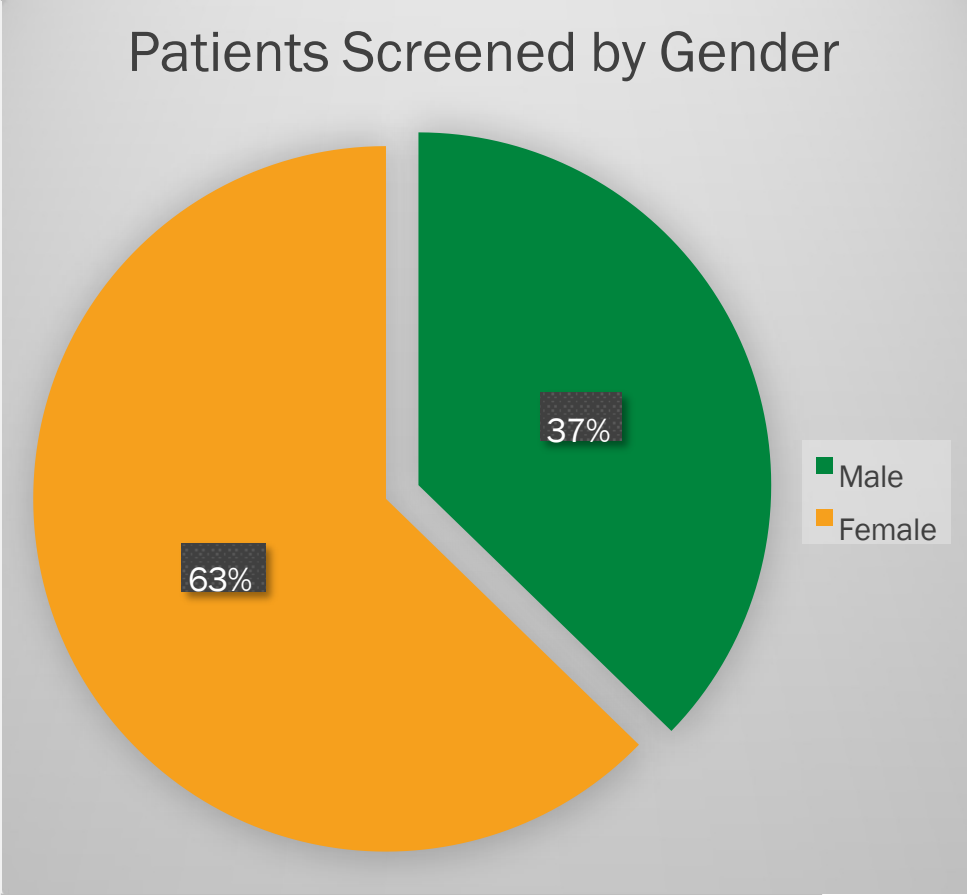
Patients in 13 Counties



Data Byte: 42% of adults were classified as having a BMI of 30 or more (obese). Approximately 31% were classified as overweight.

Community Health Indicators Report: Body Mass Index (BMI) 1 of 4

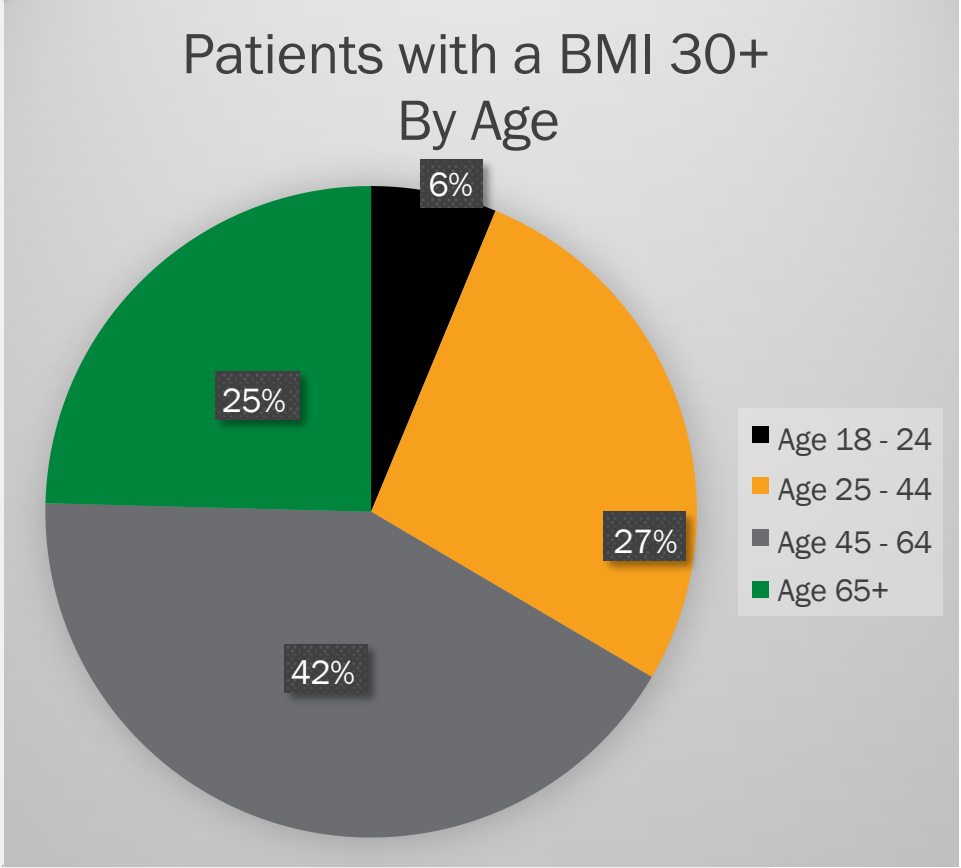
2017 Demographics	Number of Patients Screened for BMI (Denominator)
13 RHIO Counties	181,310
Male	67,575
Female	113,722
Unknown	13
By Age	
Age 18 - 24	16,742
Age 25 - 44	47,699
Age 45 - 64	66,172
Age 65+	47,387



Data Byte: 37% of patients screened were male.

Community Health Indicators Report: Body Mass Index (BMI) 2 of 4

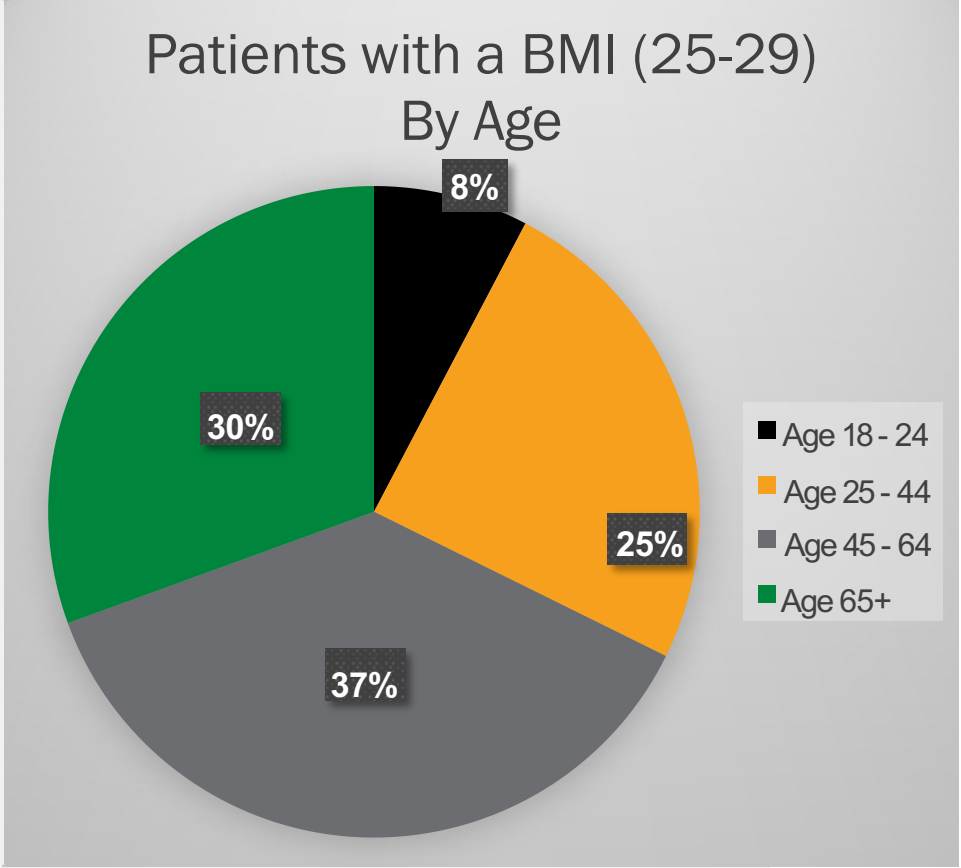
2017 Demographics	Number of Patients with a BMI \geq 30 kg/m ² (Obese)
13 RHIO Counties	76,011
Male	28,796
Female	47,210
Unknown	5
By Age	
Age 18 - 24	4,650
Age 25 - 44	20,280
Age 45 - 64	31,249
Age 65+	18,313



Data Byte: Two-thirds of patients with a BMI equal to or greater than 30 were ages 45 & up.

Community Health Indicators Report: Body Mass Index (BMI) 3 of 4

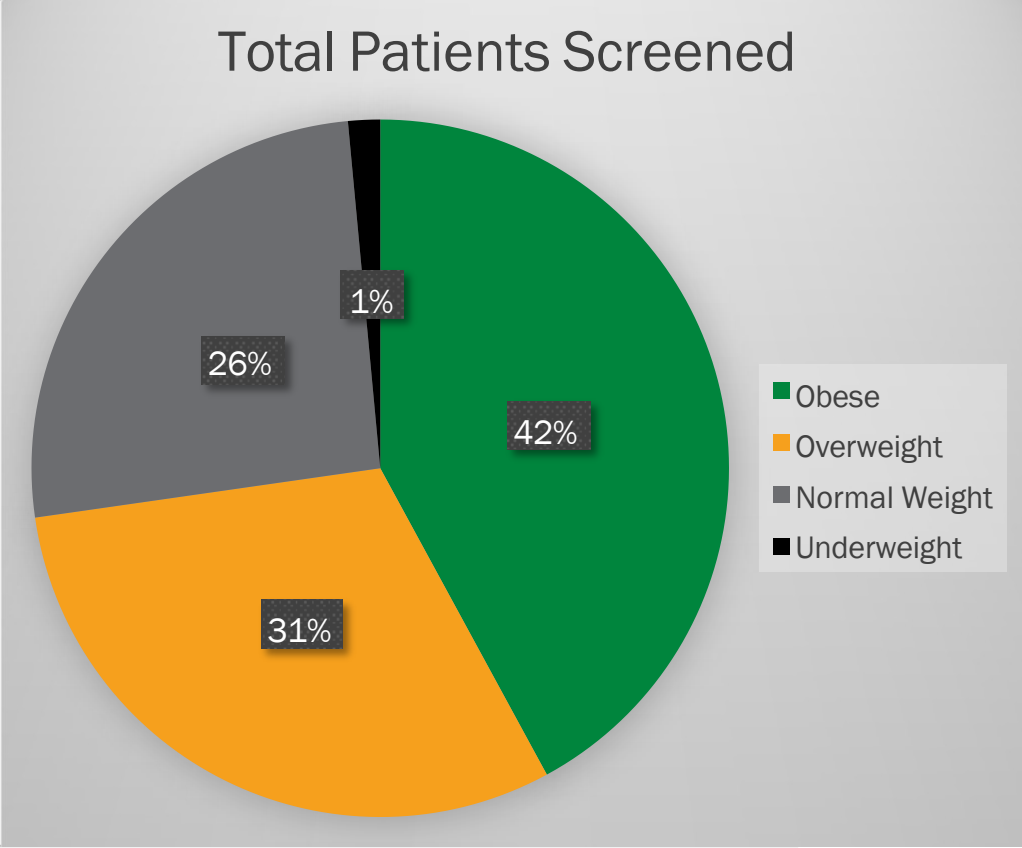
2017 Demographics	Number of Patients with a BMI ≥ 25 and < 30 kg/m ² (Overweight)
13 RHIO Counties	55,396
Male	23,957
Female	31,437
Unknown	2
By Age	
Age 18 - 24	4,181
Age 25 - 44	13,361
Age 45 - 64	20,167
Age 65+	16,591



Data Byte: 8% of patients classified as overweight were between 18- 24 years old.

Community Health Indicators Report: Body Mass Index (BMI) 4 of 4

2017 Demographics	Number of Patients with a BMI ≥ 18.5 and < 25 kg/m ² (Normal Weight)
13 RHIO Counties	46,575
Male	13,996
Female	32,573
Unknown	6
By Age	
Age 18 - 24	7,332
Age 25 - 44	13,219
Age 45 - 64	13,858
Age 65+	11,519



Data Byte: 26% of adults in the Rochester RHIO region were classified as normal weight.



ROCHESTER



Regional Health Information Organization

2017 Community Health Indicators: Diabetes



GREATER ROCHESTER
Chamber of Commerce

Diabetes Definitions (Hemoglobin A1C Measures) 1 of 4

Hemoglobin A1C Measures: Pre-Diabetes Rate

Date Range: 1/1/2017 – 12/31/2017

Numerator: Number of adults 18+ without a diabetes diagnosis where their most recent Hemoglobin A1c (HbA1c) level is between 5.7% and 6.4% within measurement year

Numerator Exclusions:

- Diagnosis of Diabetes in any setting during measurement year or prior year
- Diagnosis of polycystic ovaries any time in the patient's history through the end of measurement year

Exclusions:

- Diagnosis of gestational or steroid-induced diabetes, in any setting during measurement year or prior year

Denominator: Number of adults 18+ with a HbA1c value within the measurement year

Diabetes Definitions (Hemoglobin A1C Measures) 2 of 4

Hemoglobin A1C Measures: Diabetes Rate Without Diabetes Diagnosis

Date Range: 1/1/2017 – 12/31/2017

Numerator: Number of adults 18+ with most recent HbA1c level is greater than or equal to 6.5% and less than 9.0% during the measurement year

- Diagnosis of Diabetes in any setting during measurement year or prior year
- Diagnosis of polycystic ovaries any time in the patient's history through the end of measurement year

Numerator

Exclusions: • Diagnosis of gestational or steroid-induced diabetes, in any setting during measurement year or prior year

Denominator: Number of adults 18+ with a HbA1c value within the measurement year

Hemoglobin A1C Measures: Diabetes Rate Without Diabetes Diagnosis

Date Range: 1/1/2017 – 12/31/2017

Numerator: Number of adults 18+ with most recent HbA1c level is greater than or equal 9.0% during the measurement year

- Diagnosis of Diabetes in any setting during measurement year or prior year
- Diagnosis of polycystic ovaries any time in the patient's history through the end of measurement year

Numerator

Exclusions: • Diagnosis of gestational or steroid-induced diabetes, in any setting during measurement year or prior year

Denominator: Number of adults 18+ with a HbA1c value within the measurement year

Diabetes Definitions (Hemoglobin A1C Measures) 3 of 4

Hemoglobin A1C Measures: Diabetes Rate With Diabetes Diagnosis

Date Range: 1/1/2017 - 12/31/2017

Numerator: Number of adults 18+ with most recent HbA1c level is greater than or equal to 6.5% and less than 9.0% during the measurement year

Numerator Inclusion: Diagnosis of diabetes type 1 or type 2 during 1/1/16-12/31/17

Denominator: Number of adults 18+ with a HbA1c value and Diagnosis of diabetes type 1 or type 2 within the measurement year

Denominator Exclusions:

- Adults without a diagnosis of diabetes within measurement year or prior year
- Diagnosis of polycystic ovaries any time in the patient's history through the end of measurement year
- Diagnosis of gestational or steroid-induced diabetes, in any setting during measurement year or prior year

Hemoglobin A1C Measures: Diabetes Rate With Diabetes Diagnosis

Date Range: 1/1/2017 - 12/31/2017

Numerator: Number of adults 18+ with most recent HbA1c level is greater than or equal to 9.0% during the measurement year

Numerator Inclusion: Diagnosis of diabetes type 1 or type 2 during 1/1/16-12/31/17

Denominator: Number of adults 18+ with a HbA1c value and Diagnosis of diabetes type 1 or type 2 within the measurement year

Denominator Exclusions:

- Adults without a diagnosis of diabetes within measurement year or prior year
- Diagnosis of polycystic ovaries any time in the patient's history through the end of measurement year
- Diagnosis of gestational or steroid-induced diabetes, in any setting during measurement year or prior year

Diabetes Definitions (Hemoglobin A1C Measures) 4 of 4

Hemoglobin A1C Measures: Diabetes Control Rate

Date Range: 1/1/2017 - 12/31/2017

Numerator: Number of adults 18+ with diabetes (type 1 and type 2) with the most recent HbA1c level less than 8.0% within measurement year

Numerator Inclusion: Diagnosis of diabetes type 1 or type 2 during 1/1/16-12/31/17

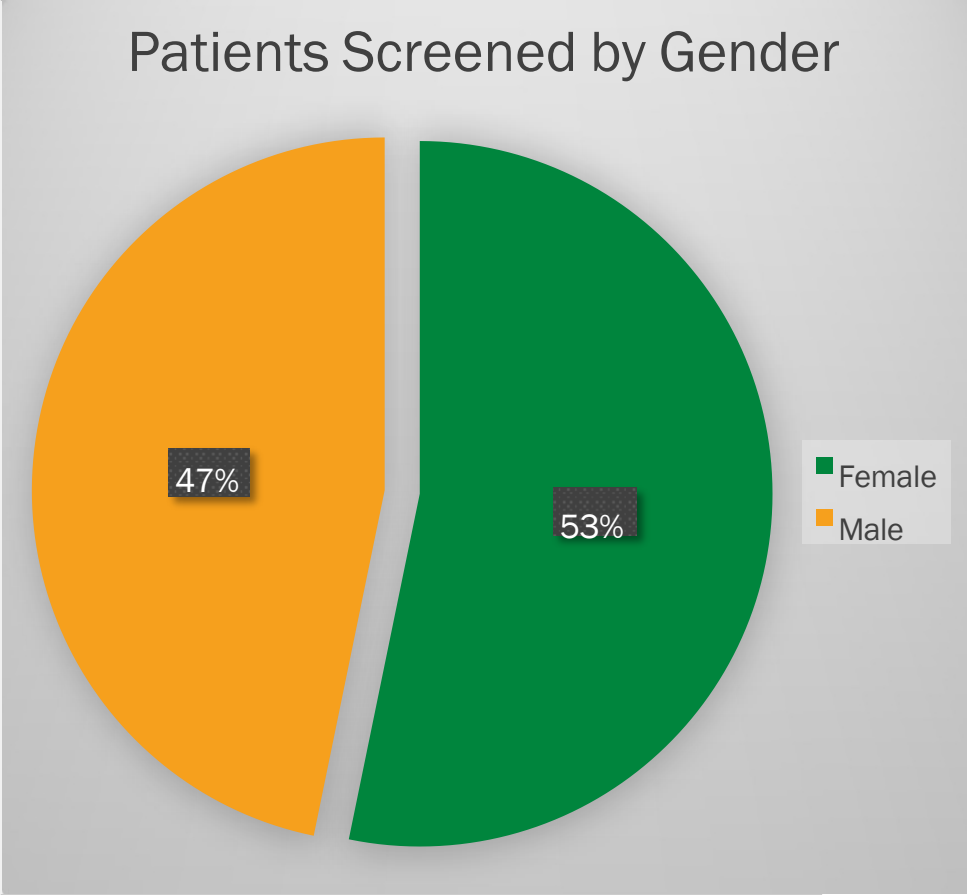
Denominator: Number of adults 18+ with a HbA1c value and Diagnosis of diabetes type 1 or type 2 within the measurement year

Denominator Exclusions:

- Adults without a diagnosis of diabetes within measurement year or prior year
- Diagnosis of polycystic ovaries any time in the patient's history through the end of measurement year
- Diagnosis of gestational or steroid-induced diabetes, in any setting during measurement year or prior year

Community Health Indicators Report: Diabetes (HbA1C Measure)

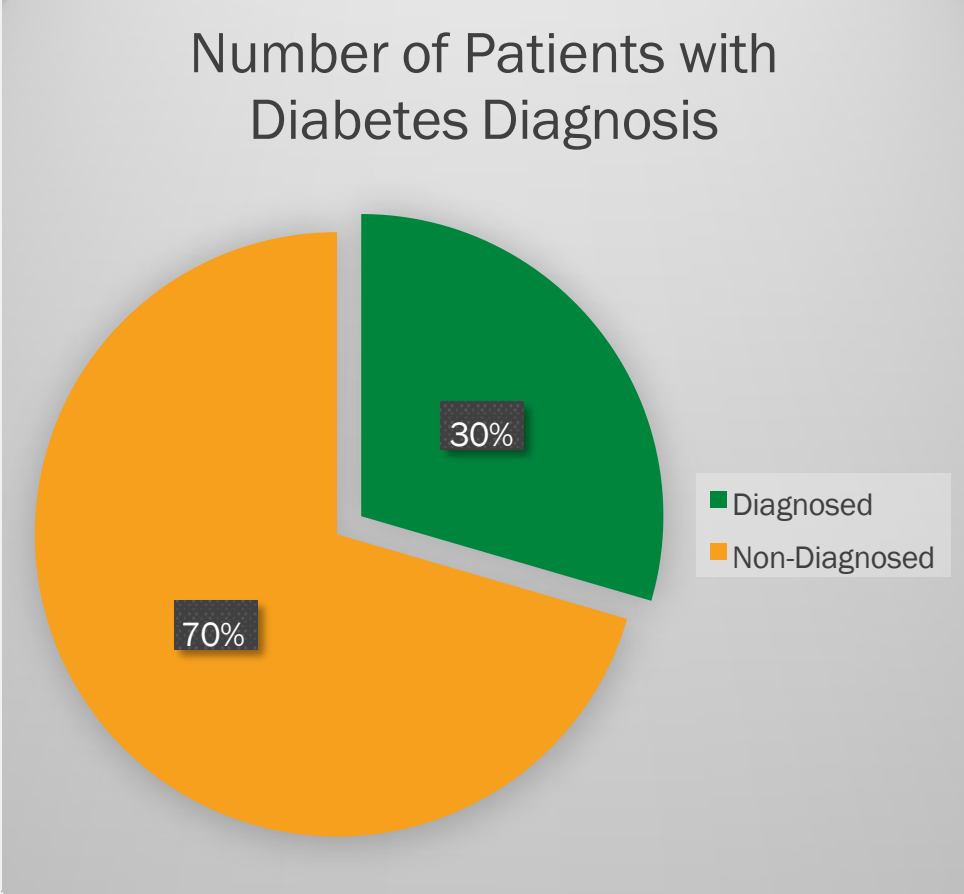
2017 Demographics	Number of Patients Screened for Diabetes HbA1C (Denominator)
13 RHIO Counties	236,751
Female	125,987
Male	110,722
By Age	
Age 18 - 24	6,275
Age 25 - 44	34,519
Age 45 - 64	99,795
Age 65+	96,162



Data Byte: Approximately 53% of patients screened were female.

Community Health Indicators Report: Diabetes (HbA1C Measure)

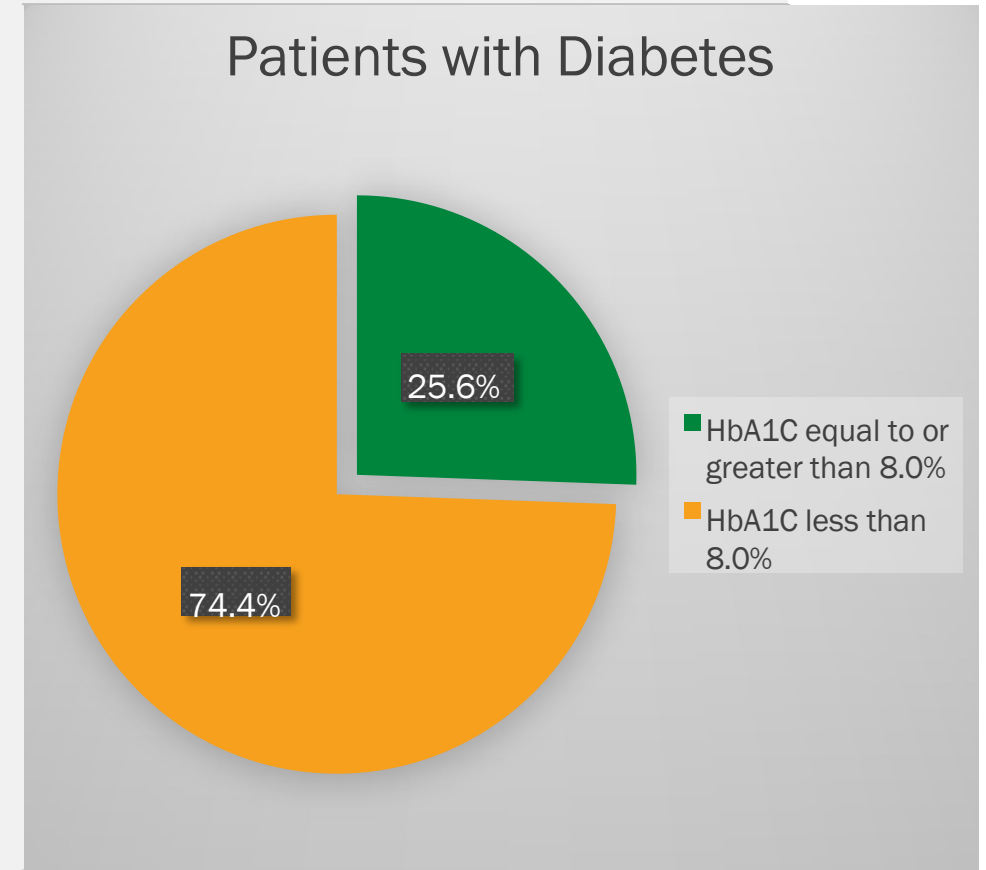
2017 Demographics	Number of Patients with a Diabetes Diagnosis HbA1C (Denominator)
13 RHIO Counties	69,879
Female	34,615
Male	35,247
By Age	
Age 18 - 24	384
Age 25 - 44	5,136
Age 45 - 64	27,857
Age 65+	34,436



Data Byte: Approximately 30% of patients screened for HbA1C already had a Diabetes Diagnosis.

Community Health Indicators Report: Diabetes (HbA1C Measure) 1 of 4

2017 Demographics	Number of Patients with Diabetes (Controlled) (HbA1c < 8.0 %)
13 RHIO Counties	52,014
Female	26,083
Male	25,916
By Age	
Age 18 - 24	172
Age 25 - 44	2,807
Age 45 - 64	19,226
Age 65+	29,809

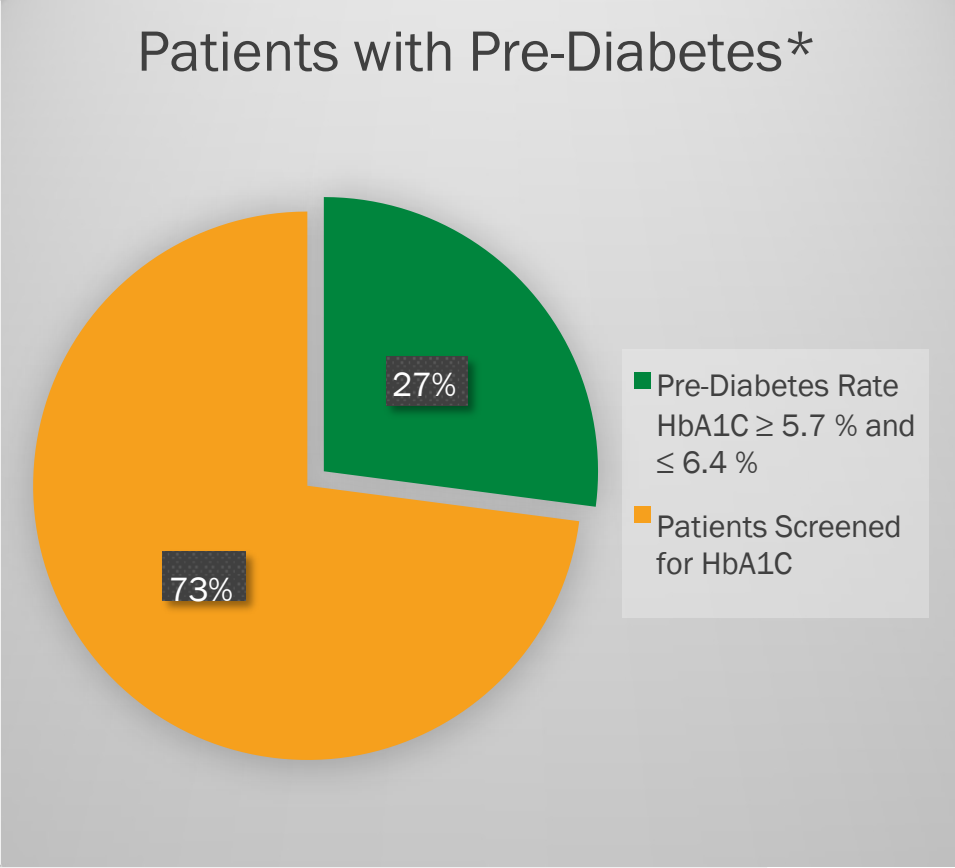


Data Byte: 74.4% of patients with diabetes had their HbA1C level under 8.0%. These patients have their diabetes under control.

Community Health Indicators Report: Diabetes (HbA1C Measure) 2 of 4

2017 Demographics	Number of Patients with Pre-Diabetes* (HbA1C ≥ 5.7 % and ≤ 6.4 %)
13 RHIO Counties	64,081
Female	34,768
Male	29,303
By Age	
Age 18 - 24	664
Age 25 - 44	6,648
Age 45 - 64	28,753
Age 65+	28,016

*Patients screened for HbA1C (no diabetes diagnosis)

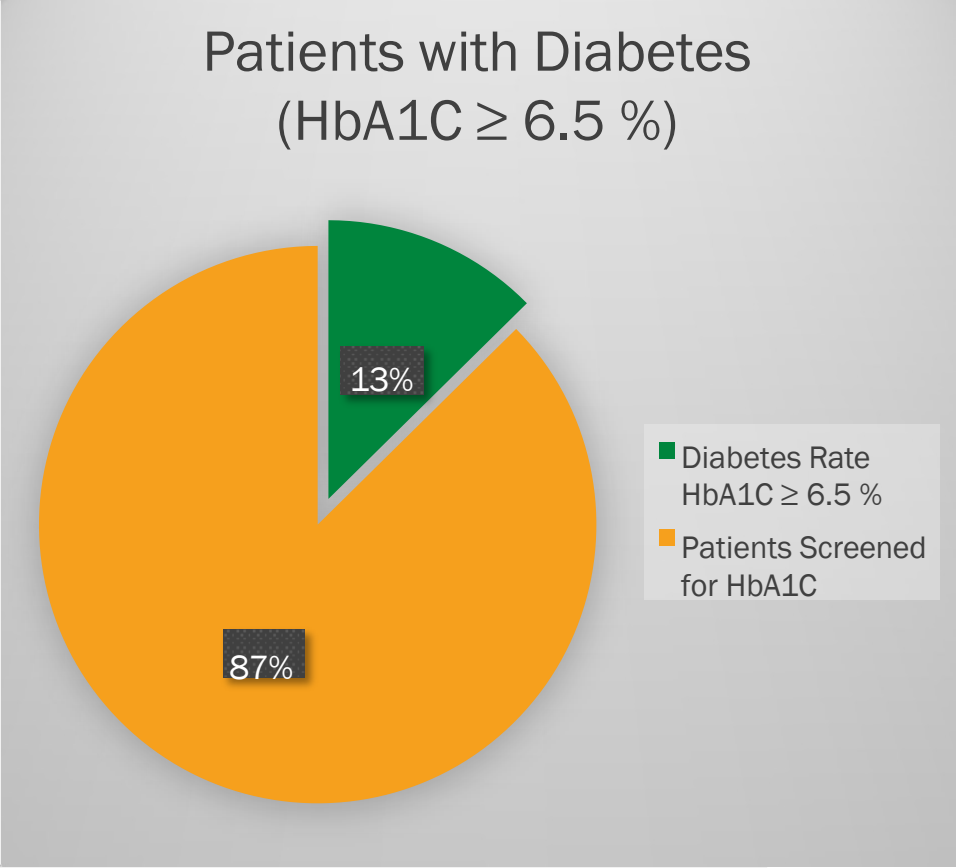


Data Byte: 27% of the total number of patients screened* had pre-diabetes.

Community Health Indicators Report: Diabetes (HbA1C Measure) 3 of 4

2017 Demographics	Number of Patients with Diabetes* (HbA1C ≥ 6.5 %)
13 RHIO Counties	29,861
Female	14,048
Male	15,809
By Age	
Age 18 - 24	428
Age 25 - 44	2,754
Age 45 - 64	13,065
Age 65+	13,614

*Patients screened for HbA1C (no previous diabetes diagnosis)



Data Byte: 13% of total patients screened* had elevated HbA1C levels (HbA1C ≥ 6.5 %)



ROCHESTER **RHIO**

Regional Health Information Organization

2017 Community Health Indicators: Smoking Status



Smoking Status Definitions

Smoking Status: Current Smoking

Date Range: 1/1/2017 - 12/31/2017

Numerator: Number of adults 18+ with smoking status indicating current tobacco use in most recent smoking status within measurement year

Denominator: Number of adults 18+ who were screened for tobacco use

Exclusions: None

Smoking Status: Former Smoking

Date Range: 1/1/2017 - 12/31/2017

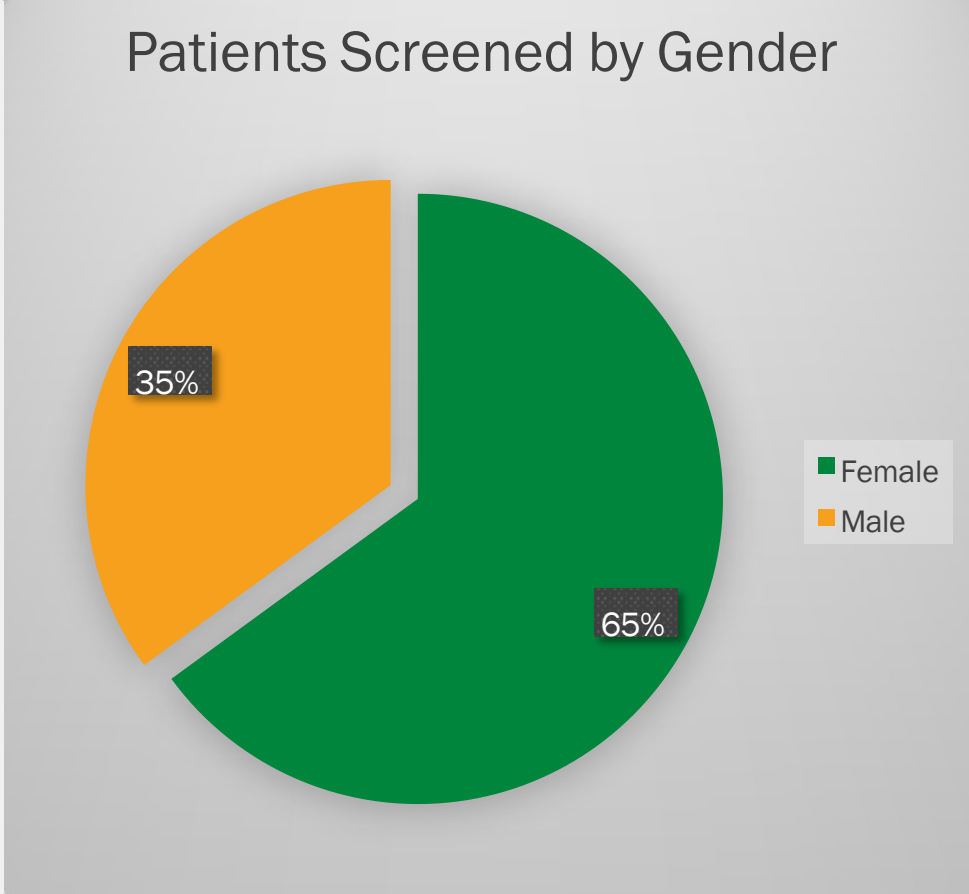
Numerator: Number of adults 18+ with smoking status indicating previous tobacco use in most recent smoking status within measurement year

Denominator: Number of adults 18+ who were screened for tobacco use

Exclusions: None

Community Health Indicators Report: Smoking Status

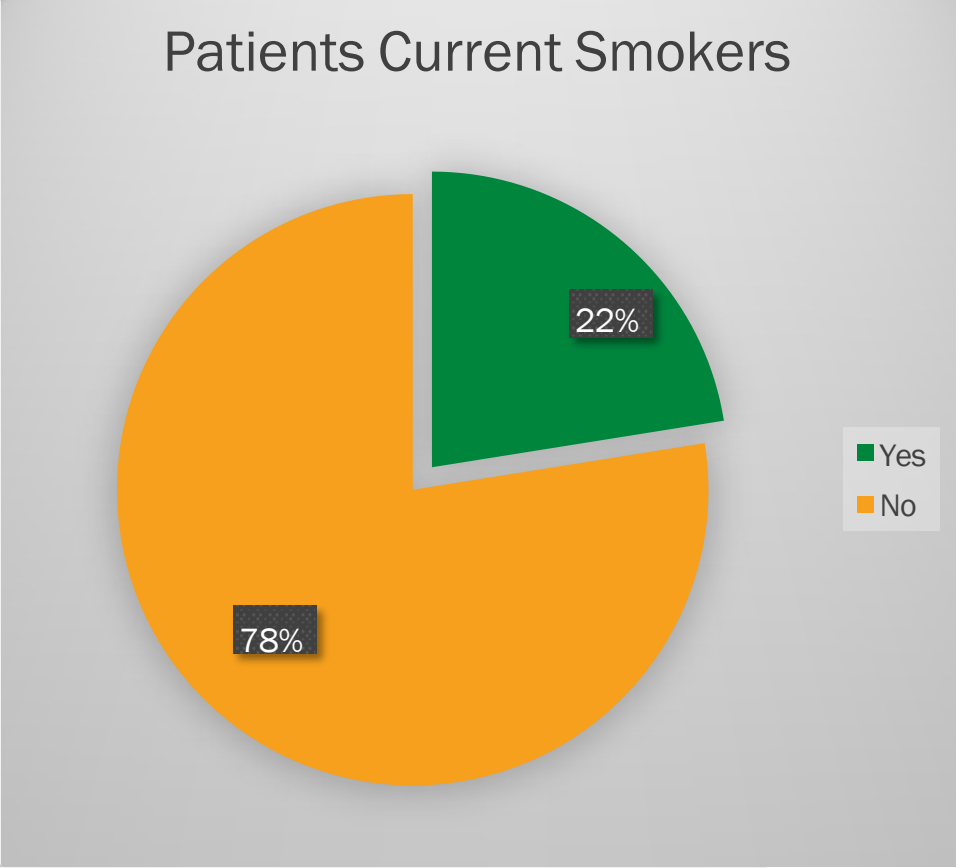
2017 Demographics	Number of Patients Screened for Smoking Status
13 RHIO Counties	72,484
Female	47,026
Male	25,363
Unknown Gender	95
By Age	
Age 18 - 24	7,572
Age 25 - 44	20,670
Age 45 - 64	24,863
Age 65+	19,379



Data Byte: 65% of the screened patients were female.

Community Health Indicators Report: Smoking Status 1 of 4

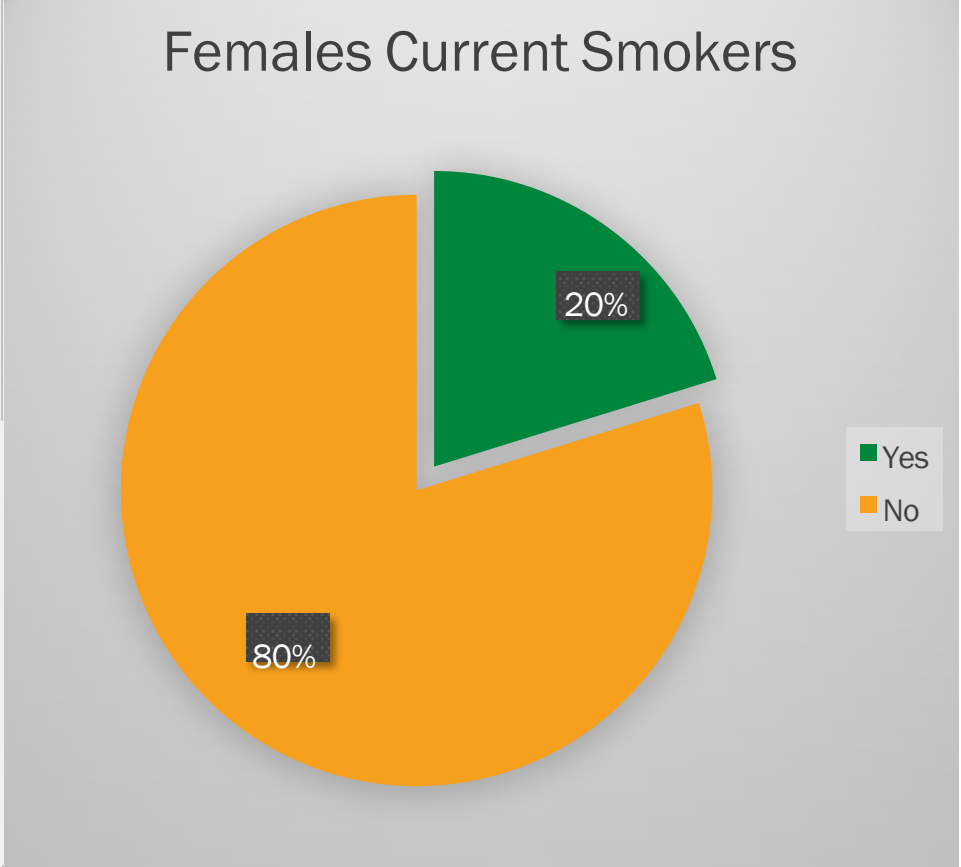
2017 Demographics	Number of Patients Current Smokers
13 RHIO Counties	16,295
Female	9,507
Male	6,767
Unknown	21
By Age	
Age 18 - 24	1,502
Age 25 - 44	6,085
Age 45 - 64	6,353
Age 65+	2,355



Data Byte: 22% of patients screened in 13 counties say they smoke.

Community Health Indicators Report: Smoking Status 2 of 4

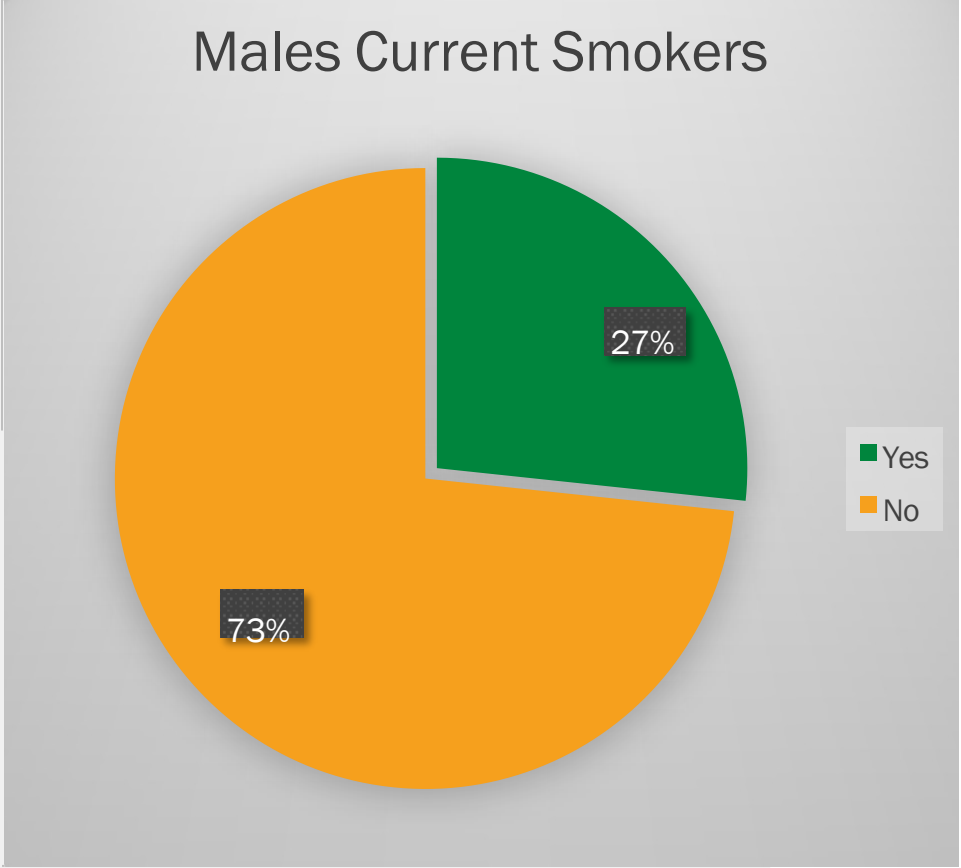
2017 Demographics	Number of Females Screened
13 RHIO Counties	47,026
Females – Current Smokers	9,507



Data Byte: 20% of females screened in 13 counties say they smoke.

Community Health Indicators Report: Smoking Status 3 of 4

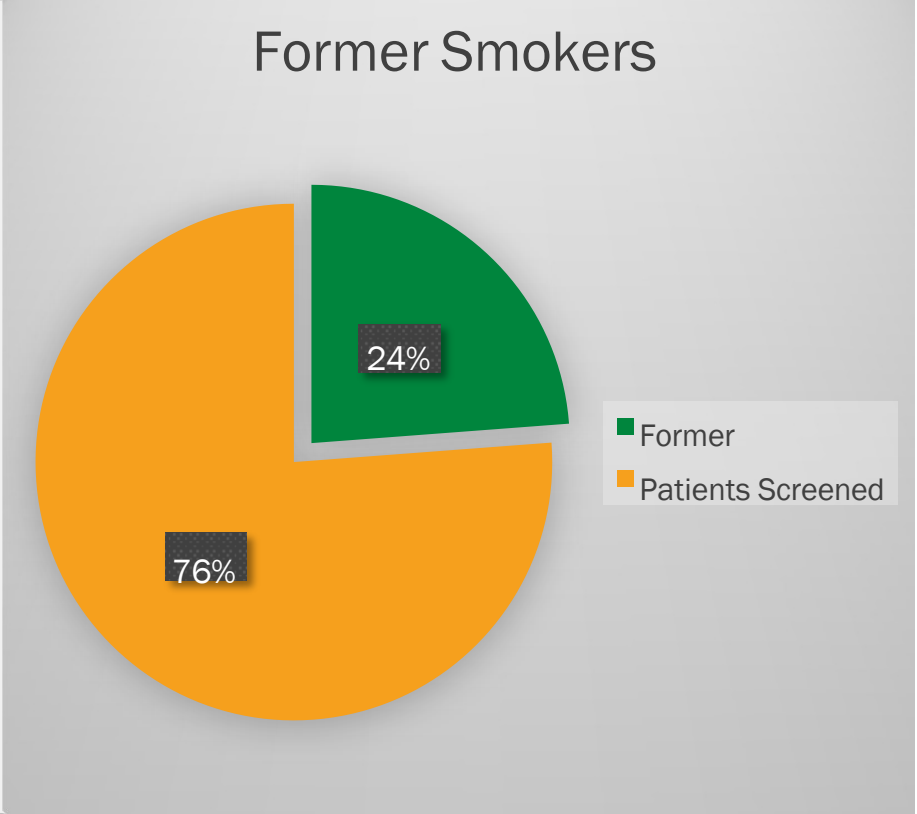
2017 Demographics	Number of Males Screened
13 RHIO Counties	25,363
Males – Current Smokers	6,767



Data Byte: 27% of males screened in 13 counties say they smoke.

Community Health Indicators Report: Smoking Status 4 of 4

2017 Demographics	Number of Patients Former Smokers
13 RHIO Counties	17,549
Female	10,484
Male	7,030
Unknown	35
By Age	
Age 18 - 24	452
Age 25 - 44	3,518
Age 45 - 64	6,065
Age 65+	7,514



Data Byte: The percentage of patients who said they are former smokers is 24%.

Special Thanks

In addition to the leadership of Greater Rochester Chamber of Commerce and Rochester RHIO, several community organizations supported the 2017 Community Health Indicators report. These included the Monroe County Public Health Department, Common Ground Health, and Center for Community of Health at the University of Rochester (CCHAP).

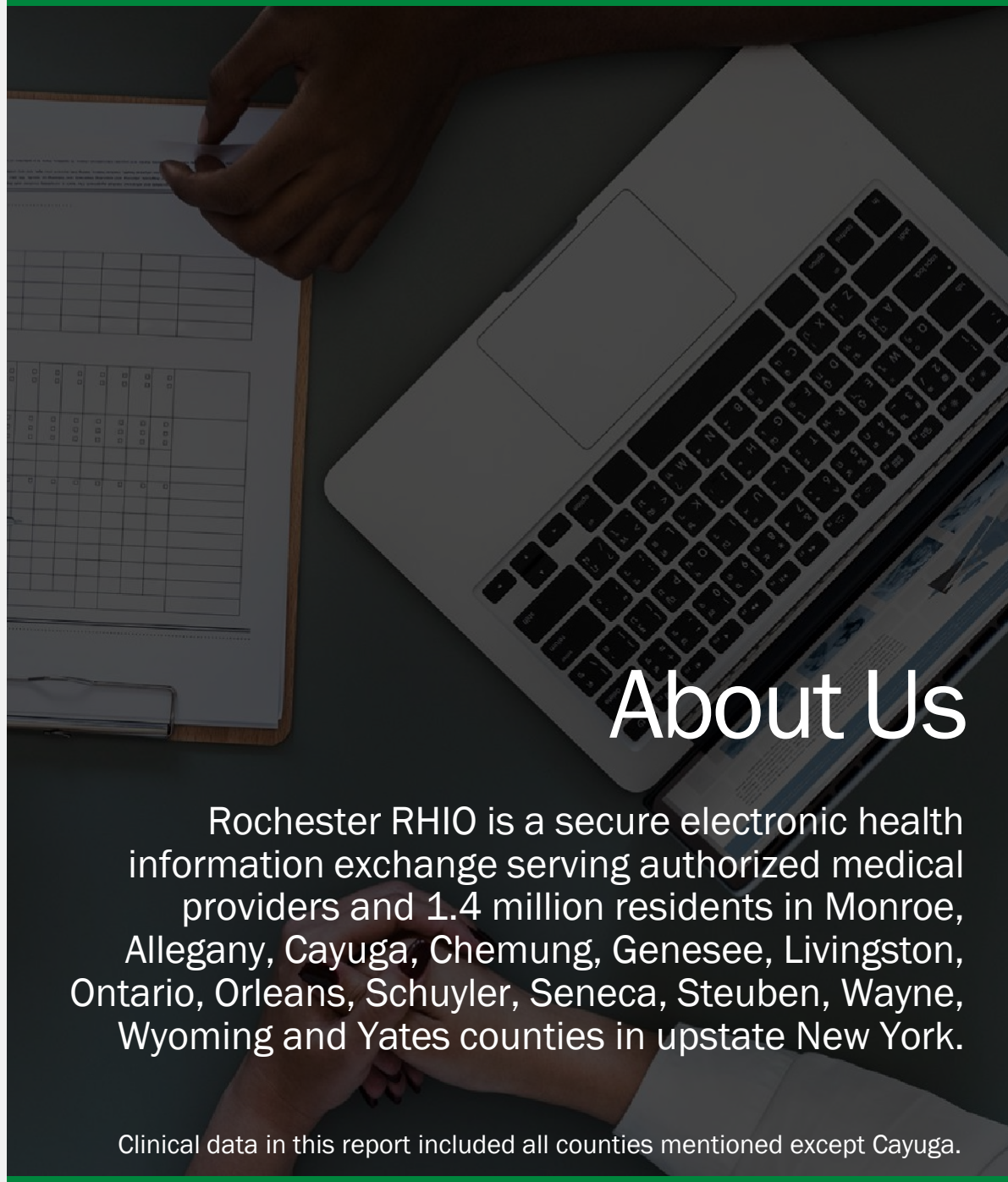
About Greater Rochester Chamber of Commerce:

Greater Rochester Chamber of Commerce passionately serves, promotes, and advocates for its members in order to secure economic prosperity for the Finger Lakes region. Connect with Rochester Chamber at www.GreaterRochesterChamber.com or (585) 244-1800.

About Us

What is health information exchange?

The service allows a medical care team to share records across institutions and practices, making patient information available wherever and whenever needed to provide the best care. Patients benefit from fewer repeated tests, easier second opinions, a reduced risk of mistakes caused by poor handwriting or incomplete records, and more informed care during office visits and emergencies. Rochester RHIO is a fully accredited Qualified Entity of the Statewide Health Information Network of New York (SHIN-NY). Health care professionals and patients can learn more by visiting RochesterRHIO.org, or by calling 1-877-865-7446 (RHIO).



About Us

Rochester RHIO is a secure electronic health information exchange serving authorized medical providers and 1.4 million residents in Monroe, Allegany, Cayuga, Chemung, Genesee, Livingston, Ontario, Orleans, Schuyler, Seneca, Steuben, Wayne, Wyoming and Yates counties in upstate New York.

Clinical data in this report included all counties mentioned except Cayuga.